

ABOUT US

In 2012, as the EYO Steel Door family, we introduced Cyprus to steel doors with our experienced and professional team. Walking with a conscious and disciplined structure, we kept up with the technology developed by time and grew along with the modernizing world.

We have never lost our commitment to quality. As a factory, we were not just a production center, we were also a solution center. We carried out all processes from production to sales, from delivery to installation, together. At every stage, we left the trace of our craftsmanship, labor, and dedication. Our productions, as one hundred percent domestic and national, announced both our quality and our country's strength to the entire world.

Behind each of our doors is a story, labor, a dream. Every detail of our doors represents a perfect combination of durability and aesthetics. We don't just manufacture a door; we create a safe, quality, and aesthetic living space.

As the EYO Steel Door family, always looking ahead, our biggest visions were to contribute to our country's economy and increase employment. At the same time, we act with an understanding sensitive to environmental, educational, and health issues, and we never give up on our goal of providing the best service to our customers.

And so, the story of quality and assurance continues with EYO Steel Doors... Seeing the satisfaction of our customers in every door was our greatest motivation and mission that takes us to the next step. This journey is our story and yours...

TABLE OF CONTENTS

Interior Series.....	3-14
Features of Interior Door.....	4
Interior Door Material(MDF) Chart.....	5
Interior Door's Internal Form.....	6
Soli Series.....	7
Luna Series.....	10
Stella Series.....	13
 Exterior Series.....	 15-47
Features of Exterior Doors.....	16
Exterior Door Material(Composite) Chart.....	17
Exterior Door's Internal Form.....	18
Fortis Series.....	19
Arbor Series.....	26
Classic Series.....	29
Special Series.....	32
Pivot Series.....	46



INTERIOR
S E R I E S

INTERIOR SERIES

(Soli, Luna and Stella)

Features of Interior Series

- 1.5mm galvanized steel frame
- Insulated rock wool between two 1.2mm galvanized steels
- Electrostatic powder paint baked at 220 °C
- Adjustable frame ranging from 18-35 cm
- Special aluminum around the wing
- Laminated special surface
- Puncture-proof stainless armored rosette
- Monoblock lock
- Adjustable special screw hinge
- Hidden safety clamp
- 3 safety pins
- Special stainless counterparts for 3 safety pins
- Luxury wide-angle peephole with cover
- Stainless handle
- Special stainless bolt counterpart
- Special stainless lock counterpart



**Fire
Resistant**



**Environmentally
Friendly**



**Cold
Resistant**



**Resistant to
Bending**



**Durable front
armor**




**Impact
Resistant**



**Voice
Isolation**

MDF COLOR CHART



White



Anthracite Grey



Black



Saruhan




American Walnut



African Walnut




Tanganika



Antic Dark

INTERIOR DOOR'S INTERNAL FORM






SOLI SERIES



Soli 502

- Electrostatic powder painted frame
- Saruhan MDF wing
- Black pull handle
- Black rosette
- Wide-angle black peephole



Soli 503

- Electrostatic powder painted frame
- Tanganika MDF wing
- Black pull handle
- Black rosette
- Wide-angle black peephole



Soli 504

- Electrostatic powder painted frame
- Antique Dark MDF wing
- Black pull handle
- Black rosette
- Wide-angle black peephole




Soli 505

- Electrostatic powder painted frame
- Anthracite MDF wing
- Anthracite pull handle
- Anthracite rosette
- Wide-angle anthracite peephole



Soli 507

- Electrostatic powder painted frame
- US Walnut MDF wing
- Black pull handle
- Black rosette
- Wide-angle black peephole




Soli 508

- Electrostatic powder painted frame
- Saruhan MDF wing
- Black pull handle
- Black rosette
- Wide-angle black peephole




LUNA SERIES



Luna 601

- Electrostatic powder painted frame
- Black Saruhan MDF wing with strip
- Black pull handle
- Black rosette
- Wide-angle black peephole



Luna 602

- Electrostatic powder painted frame
- Saruhan MDF wing
- Black pull handle
- Black rosette
- Wide-angle black peephole



Luna 603

- Electrostatic powder painted frame
- White MDF wing
- Silver pull handle
- Silver rosette
- Wide-angle silver peephole



Luna 604

- Electrostatic powder painted frame
- White MDF wing
- Anthracite pull handle
- Anthracite rosette




Luna 605

- Electrostatic powder painted frame
- Tanganika MDF wing
- Black pull handle
- Black rosette



Luna 606

- Electrostatic powder painted frame
- Tanganika MDF wing
- Black pull handle
- Black rosette



STELLA SERIES



Stella 701

- Electrostatic powder painted frame
- White & Anthracite MDF wing
- Silver pull handle
- Silver rosette
- Wide-angle silver peephole



Stella 702

- Electrostatic powder painted frame
- US Walnut MDF wing
- Black pull handle
- Black rosette



Stella 703

- Electrostatic powder painted frame
- White MDF wing
- Black pull handle
- Black rosette
- Wide-angle black peephole

EORTIS

AR

BOR

EXTERIOR SERIES

ASSIC

SPE

PIVOT

EXTERIOR SERIES

(Fortis, Arbor, Classic, Special and Pivot)

Features of Exterior Doors

- Exterior resistant
- 1.5mm galvanized steel frame
- Insulated rock wool between two 1.2mm galvanized steels
- Composite frame cladding
- Adjustable frame ranging from 18-35 cm
- Special aluminum around the wing
- Composite special surface
- Puncture-proof stainless armored rosette
- Monoblock lock
- Adjustable special screw hinge
- Hidden guillotine system
- 3 safety pins
- Hidden safety clamp
- Special stainless counterparts for 3 safety pins
- Luxury wide-angle peephole with cover
- Stainless pull handle
- Special stainless bolt counterpart
- Special stainless lock counterpart



**Fire
Resistant**



**Environmentally
Friendly**



**Cold
Resistant**



**Suitable for
exterior,
moisture
resistant**



**Resistant to
Bending**



**Durable front
armor**



**Impact
Resistant**



**Voice
Isolation**

ALIMINIUM COMPOSITE COLOR CHART



**Kiefer Line
Wood**




**Golden Oak
Line Wood**




Natural Oak




Wenge Line




Cane Line



Mahogany





**Golden Oak
Fine Wood**



African Teak

EXTERIOR DOOR'S INTERNAL FORM



FORTIS SERIES





Fortis 101

- Kiefer Line Wood composite clad frame
- Kiefer Line Wood composite wing
- Black pull handle
- Black rosette
- Wide-angle black peephole



Fortis 102

- Smoky composite clad frame
- Smoky composite wing
- Silver pull handle
- Silver rosette
- Wide-angle silver peephole



Fortis 104

- Silver composite clad frame
- Silver composite wing
- Black pull handle
- Black rosette
- Wide-angle black peephole



Fortis 105

- Black composite clad frame
- Black composite wing
- Silver pull handle
- Black rosette
- Wide-angle silver peephole



Fortis 106

- White composite clad frame
- White composite wing
- Black pull handle
- Black rosette
- Wide-angle black peephole



Fortis 107

- Stone textured composite clad frame
- Stone textured composite wing
- Silver pull handle
- Silver rosette
- Wide-angle silver peephole



Fortis 111

- Black composite clad frame
- Stone textured composite wing
- Black pull handle
- Black rosette
- Wide-angle black peephole



Fortis 117

- Black composite clad frame
- Kiefer Line Wood composite wing
- Black pull handle
- Black rosette
- Wide-angle black peephole




Fortis 119

- Black composite clad frame
- Natural Oak composite wing
- Black pull handle
- Black rosette
- Wide-angle black peephole



Fortis 122

- Black composite clad frame
- Golden Oak Line Wood & Black composite wing
- Black pull handle
- Black rosette
- Wide-angle black peephole



Fortis 123

- Black composite clad frame
- Kiefer Line Wood composite wing
- Black recessed handle
- Black rosette
- Wide-angle black peephole



Fortis 124

- Thick Mahogany composite clad frame
- Thick Mahogany composite wing
- Silver pull handle
- Silver rosette
- Wide-angle silver peephole



Fortis 126

- Black composite clad frame
- White composite wing
- Black steel push handle
- Black rosette



Fortis 131

- Black composite clad frame
- Natural Oak & Black composite wing
- Black pull handle
- Black rosette
- Wide-angle black peephole



Fortis 132

- Stone texture composite clad frame
- Light Blue & Stone texture composite wing
- Light Blue pull handle
- Black rosette
- Wide-angle black peephole





Fortis 134

- Black composite clad frame
- Black & White composite wing
- Black pull handle
- Black rosette
- Wide-angle black peephole

Fortis 140

- Kiefer Line Wood composite clad frame
- Kiefer Line Wood composite wing
- Black pull handle
- Black rosette
- Wide-angle black peephole




Fortis 156

- African Teak composite clad frame
- African Teak composite wing
- Black pull handle
- Black rosette



ARBOR SERIES




Arbor 201

- Black composite clad frame
- Natural wood wing
- Black recessed handle
- Black rosette
- Wide-angle black peephole




Arbor 202

- Black composite clad frame
- Composite & natural wood wing
- Black pull handle
- Black rosette




Arbor 203

- Black composite clad frame
- Natural wood wing
- Black pull handle
- Black rosette
- Wide-angle black peephole




Arbor 205

- Black composite clad frame
- Natural wood wing
- Natural wood pull handle
- Black rosette



Arbor 210

- Black composite clad frame
- Composite & natural wood wing
- Natural wood pull handle
- Black rosette
- Wide-angle black peephole



Arbor 211

- Black composite clad frame
- Natural wood wing
- Natural wood pull handle
- Black rosette

CLASSIC SERIES





Classic 3001

- White composite clad frame
- White composite wing
- Black pull handle
- Black rosette



Classic 3002

- Moss Green composite clad frame
- Moss Green composite wing
- Black pull handle
- Black rosette



Classic 3003

- Black composite clad frame
- Yellow composite wing
- Black pull handle
- Black rosette



Classic 3004

- Turquoise composite clad frame
- Turquoise composite wing
- Silver pull handle
- Silver rosette



Classic 3006

- White composite clad frame
- White composite wing
- Black pull handle
- Black rosette



Classic 3007

- African Teak composite clad frame
- African Teak composite wing
- Black pull handle
- Black rosette
- Wide-angle black peephole



SPECIAL SERIES



Fortis 802

- Black composite clad frame
- Glass & white composite wing
- Black pull handle
- Black rosette
- Wide-angle black peephole



Fortis 803

- Black composite clad frame
- Glass & Kiefer line wood composite wing
- Black pull handle
- Black rosette
- Wide-angle black peephole



Fortis 805

- Golden Oak Fine Wood composite clad frame
- Golden Oak Fine Wood composite wing
- Silver pull handle
- Silver rosette
- Wide-angle silver peephole



Fortis 806

- Smoky composite clad frame
- Smoky composite wing
- Anthracite striped pull handle
- Black rosette



Fortis 807

- Smoky composite clad frame
- Smoky composite wing
- Black steel handle
- Black rosette
- Wide-angle black peephole




Fortis 809

- Anthracite composite clad frame
- Glass & anthracite composite wing
- Silver pull handle
- Silver rosette
- Wide-angle silver peephole



Fortis 813

- Black composite clad frame
- Glass & black composite wing
- Black pull handle
- Silver rosette
- Wide-angle silver peephole



Fortis 815

- Black composite clad frame
- Kiefer Line Wood & glass & black composite wing
- Black pull handle
- Black rosette
- Wide-angle black peephole



Fortis 816

- Turquoise composite clad frame
- Glass & turquoise composite wing
- Black pull handle
- Black rosette
- Wide-angle black peephole




Fortis 817

- White composite clad frame
- White composite wing
- Black steel handle
- Black rosette
- Wide-angle black peephole



Fortis 818

- Black composite clad frame
- Black composite wing
- Silver pull handle
- Silver rosette



Fortis 819

- Natural oak composite clad frame
- Glass & Thin golden oak composite wing
- Silver pull handle
- Silver rosette
- Wide-angle silver peephole




Fortis 820

- Anthracite composite clad frame
- Glass & anthracite composite wing
- Silver pull handle
- Silver rosette



Fortis 824

- Anthracite composite clad frame
- Kiefer Line Wood & anthracite composite wing
- Anthracite pull handle
- Anthracite rosette
- Wide-angle black peephole




Fortis 825

- Black composite clad frame
- Glass & African teak composite wing
- Black pull handle
- Black rosette



Fortis 828

- Kiefer Line Wood composite clad frame
- Glass & dark golden oak composite wing
- Black pull handle
- Black rosette



Fortis 829

- Black composite clad frame
- Kiefer Line Wood composite wing on black composite
- Dark golden oak pull handle
- Silver rosette



Fortis 831

- Moss green composite clad frame
- Glass & moss green composite wing
- Black pull handle
- Black rosette



Fortis 833

- Black composite clad frame
- Glass & Stone-textured composite wing
- Black pull handle
- Black rosette




Fortis 834

- Kiefer Line wood composite clad frame
- Glass & dark golden oak composite wing
- Black pull handle
- Black rosette



Fortis 835

- White composite clad frame
- Glass & composite wing
- White pull handle
- White rosette




Arbor 901

- Black composite clad frame
- Natural wood wing
- Black pull handle
- Black rosette
- Wide-angle black peephole




Arbor 902

- Silver composite clad frame
- Natural wood wing
- Silver pull handle
- Silver rosette
- Wide-angle silver peephole




Arbor 903

- Black composite clad frame
- Glass & Natural wood wing
- Black pull handle
- Black rosette



Arbor 907

- Black composite clad frame
- Glass & Natural wood wing
- Black pull handle
- Black rosette



Arbor 908

- Anthracite composite clad frame
- Natural wood & black composite wing
- Anthracite pull handle
- Natural wood rosette

PIVOT SERIES





Pivot 4000

- Anthracite composite clad frame
- Anthracite composite wing
- Anthracite pull handle
- Anthracite rosette



Pivot 4002

- Black composite clad frame
- Black composite wing
- Black pull handle
- Black rosette

EYO ÇELİK KAPI

TEL:0542 854 64 65-0533 880 2307



EYO STEEL DOOR

ΕΥΟ ΧΑΛΥΒΔΙΝΗ ΠΟΡΤΑ

+357 96 155656

@eye_steeldoor

f EYO Steel Door

eyosteeldoor.com